

## 2Q 2016 | STATE MIDDLE MARKET INDICATOR

# ILLINOIS GROWTH



### Revenue Growth vs. National

7.4%

ILLINOIS MIDDLE  
MARKET GROWTH  
OVER THE PAST 12  
MONTHS

7.2%

Past 12 Months  
National

4.8%

ILLINOIS MIDDLE  
MARKET GROWTH  
OVER THE NEXT 12  
MONTHS

4.8%

Next 12 Months  
National

### Employment Growth

3.4%

ILLINOIS MIDDLE  
MARKET GROWTH  
OVER THE PAST 12  
MONTHS

4.4%

Past 12 Months  
National

2.8%

ILLINOIS MIDDLE  
MARKET GROWTH  
OVER THE NEXT 12  
MONTHS

3.3%

Next 12 Months  
National

### Illinois companies less confident in overall economies



GLOBAL ECONOMY

29%



NATIONAL ECONOMY

48%



LOCAL ECONOMY

41%

VS. NATIONAL MIDDLE MARKET

50%

69%

79%

### Preparing for growth through capital investment

Half of middle market companies in Illinois are poised to invest.



IN COLLABORATION WITH

# MEET ILLINOIS' MIGHTY MIDDLE MARKET

## Illinois' Middle Market Defined

ANNUAL REVENUE

**\$10MM—\$1B**



MORE THAN

**6,500**

BUSINESSES



GENERATES NEARLY

**\$300B**

IN ANNUAL REVENUE



REPRESENTS

**1.1%**

OF ALL ILLINOIS  
COMPANIES



EMPLOYS

**31%**

OF THE ILLINOIS  
WORKFORCE



GENERATES

**20%**

OF ALL ILLINOIS  
BUSINESS REVENUE



## Diverse



CONSTRUCTION

**6.6%**



HEALTHCARE

**7.5%**



RETAIL TRADE

**9.0%**



WHOLESALE TRADE

**13.9%**




FINANCE & INSURANCE

**7.2%**



PROFESSIONAL SERVICES

**7.1%**



MANUFACTURING

**21.4%**



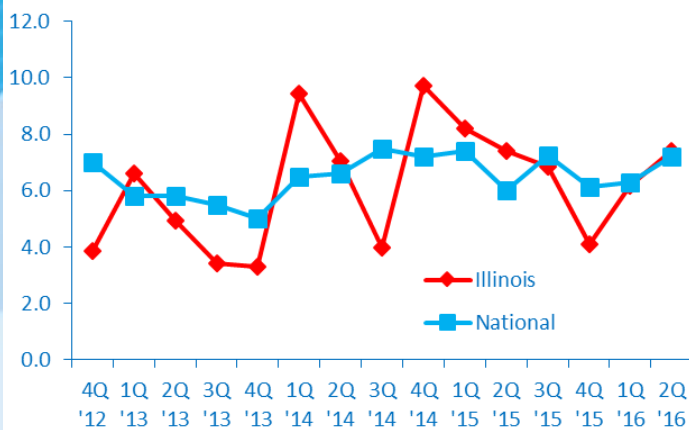
TRANSPORTATION &  
WAREHOUSING

**3.3%**

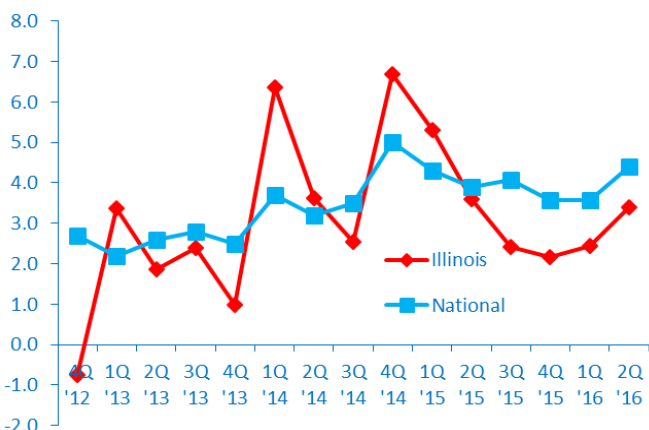
## 2Q 2016 | STATE MIDDLE MARKET INDICATOR

# ILLINOIS GROWTH VS. NATIONAL

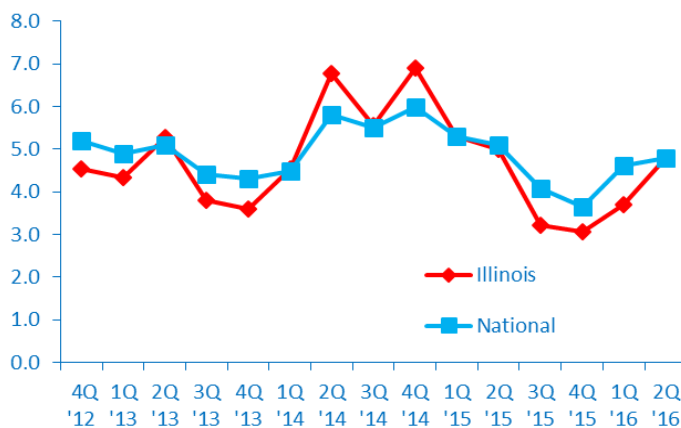
### Revenue Growth past 12 months



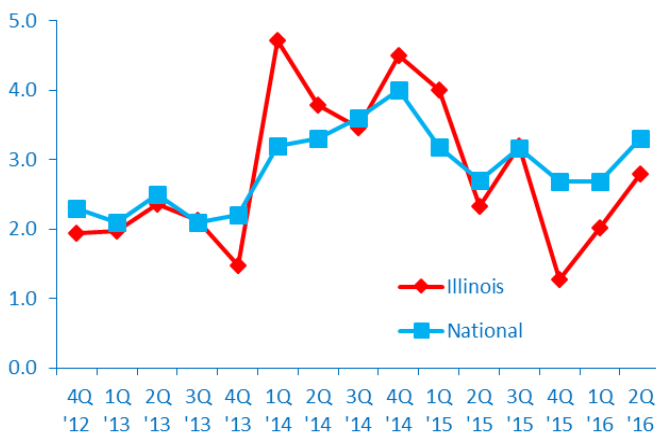
### Employment Growth past 12 months



### Revenue Growth next 12 months



### Employment Growth next 12 months



IN COLLABORATION WITH